



SW-ZZ24/4.0
LED Strips - Static White Zig-Zag



- Energy-efficient, static white zig-zag LED tape
- Delivers *** lm/ft @ 3000K

1	2	3	4	5	6	7	8
V/WATTS	RATED	CCT - LUMENS/CRI	CONNECTOR/WIRE IN	CONNECTOR/WIRE OUT	WIRE COLOR	WIRE TYPE	ILLUMINATED LENGTH
SW-ZZ24/4.0	DRY						

Sample Part Number: SW-ZZ24/4.0-DRY-30-BW-CLS-WH-CL2-48"

1

V/WATTS

SW-ZZ24/4.0

Voltage: 24VDC
Wattage: 4.0W/ft
See following
pages for
compatible power
supplies.

2

RATED

DRY IP20

3

CCT - LUMENS/CRI

22

2200K

24

2400K

27

2700K

30

3000K

35

3500K

40

4000K

4

CONNECTOR/WIRE IN

BW

Bare Wire (Standard 24")

CLS

Closed End (No feed)

CON6

Connector 6"

CON24

Connector 24"

Connector/Wire In not needed to specify product.
Typical selection is BW.
BW: Standard length is 24". Max length is 120".
Request custom length by writing in part number
next to BW (example: BW48)

5

CONNECTOR/WIRE OUT

BW

Bare Wire (Standard 24")

CLS

Closed End (No feed)

CON6

Connector 6"

CON24

Connector 24"

Connector/Wire Out not needed to specify
product. Typical selection is CLS or BW.
BW: Standard length is 24". Max length is 120".
Request custom length by writing in part number
next to BW (example: BW48)

6

WIRE COLOR

WH

White

BK

Black

7

WIRE TYPE

CL2

Class 2

CL2P

Class 2 Plenum Rated

CL2P only available with bare wire leads (BW)

8

ILLUMINATED LENGTH

24' MAX RUN LENGTH

4.18" increments

5 year warranty | Warranty only valid with QTL power supplies | Field modifications must comply with QTL's installation methods otherwise warranty is null & void | All data has +/- 5% tolerance | UL Listed | Suitable for installation in the storage area of a clothes closet when assembled as a fixture at QTL facility



SW-ZZ24/4.0

LED Strips - Static White Zig-Zag

3 CCT – LUMENS/CRI - DELIVERED LUMENS

[Calculated L70 = 70000 hrs]
Tested with SW-ZZ24/4.0-DRY

CCT	Lumen/ft	Luminous Efficacy	CRI Ra	CRI R9	TM30 Rf	TM30 Rg
2200K	***	** Lm/W	**	**	**	***
2400K	***	** Lm/W	**	**	**	***
2700K	***	** Lm/W	**	**	**	***
3000K	***	** Lm/W	**	**	**	***
3500K	***	** Lm/W	**	**	**	***
4000K	***	** Lm/W	**	**	**	***

4 / 5 CONNECTOR/WIRE – IN/OUT

Connector/Wire In or Out not needed to specify product. Standard configuration is BW for Wire In and CLS for Wire out

BW

.14"

Bare Wire 24"
22 AWG

CON6/CON24

1.63"
.38"
1.34"
.39"

6" or 24" Overall
Wire Connector | 22 AWG
IP67 Rated, UL Listed

CLS

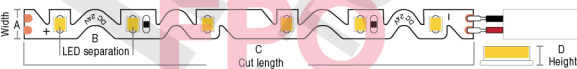
Not soldered

6 WIRE COLOR

White

Black

8 ILLUMINATED LENGTH - DIMENSIONS



Section (in)	A	B	C	D
DRY (IP20)	0.24"	0.37"	4.18"	0.06"

COMPATIBLE EXTRUSIONS

	WIDE	ROND	TORQ	TRE3	LALO	TALO	ARKA	TELA	VEVE	FLUR	EMBD	LATO	MDIN	OPTI-FLAT	OPTI-OPTICS	THIN
DRY	✓	✓	✓	✓	✓	✓	✓	✓	✓	✓	✓	✓	✓	✓	✓	✓
DMP																
WET																



SW-ZZ24/4.0

LED Strips - Static White Zig-Zag

COMPATIBLE POWER SUPPLIES

See power supplies cut sheets for more information. Data subject to change, all data has +/- 5% tolerance.

DIM TO LEVEL	INDOOR
	SW-ZZ
Dim to Black	Q6M-DC+CAP QTM-DC+CAP iQ-PH+QD1
0.1%	QT-CAB-eLED+DALI-DT6 QT-CAB-eLED+DALI-DT6-AWN QTM-eLED+0-10V QTM-eLED+DALI-DT6 QTM-eLED+DALI-DT6-AWN QZ-BOWTIE+DIMMER QZ-DMX QZ-PH/0-10V QZ-STICK-PH/0-10V QZLP
1%	QTM-eLED(E) QZ-DALI-DT6
10%	Non-Dim Power Supply with SW App Dongle






DIMMING PROTOCOL	INDOOR
	SW-ZZ
Non-Dim	QTM-eLED-ND QZ-ND
Phase	Q6M-DC+CAP QTM-DC+CAP QTM-eLED(E) QZ-BOWTIE+DIMMER QZ-PH/0-10V QZ-STICK-PH/0-10V QZLP iQ-PH+QD1
0-10V	QTM-eLED+0-10V QZ-PH/0-10V QZ-STICK-PH/0-10V QZLP
Lutron Athena	QT-CAB-eLED+DALI-DT6-AWN QTM-eLED+DALI-DT6-AWN
ECO System	QTM-eLED(E)
DMX	QZ-DMX
DALI-2: DT6	QT-CAB-eLED+DALI-DT6 QT-CAB-eLED+DALI-DT6-AWN QTM-eLED+DALI-DT6 QTM-eLED+DALI-DT6-AWN QZ-DALI-DT6
SCENE App Dimmed	Non-Dim Power Supply with SW App Dongle



SW-ZZ24/4.0

LED Strips - Static White Zig-Zag

COMPATIBLE WIRING ACCESSORIES

<div><div>Q-mini-J5</div><div><div>2.27" 2.80"</div></div><div>UL Listed, miniature junction box, DRY/DMP (WET rated with silicone)</div></div>	<div><div>CON120-EXT</div><div></div><div>10ft Con cable extender DRY/DMP/WET</div></div>	<div><div>CLP-INLINE</div><div><div>.78" .30" .50"</div></div><div>Connects LED strip to LED strip DRY ONLY</div></div>	<div><div>CLP-LEAD</div><div><div>.96" .30" .50"</div></div><div>Connects lead wire to LED strip DRY ONLY</div></div>	<div><div>INSTALLATION KITS</div><div></div><div>LEAD or JUMP DRY and WET LED strip wiring kits</div></div>
--	--	--	--	--

PRELIMINARY
SUBJECT TO CHANGE